

ELETTROLASER

MS 3.5

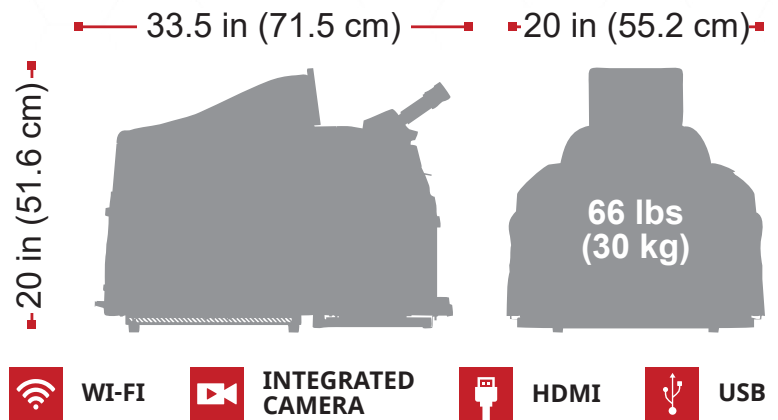
Small, ultra-compact, with a reduced footprint, the MS 3.5 is the ideal **cost-effective laser** for the space conscious goldsmith or dental technician that needs **precision and accuracy** for quick welding operations.

Its newly designed **reinforced body** and **ergonomic arms rests** ensure less noise and greater comfort for the operator during long working hours.



SPECS & FEATURES

- Cold-white LED chamber light
- Integrated camera
- 7" color touch screen display
- Demonstration videos uploaded
- Stereomicroscope 10x by Leica
- Internal joystick
- Wide welding chamber
- Wi-fi connection
- Ethernet port RJ45 included



SPACIOUS WELDING CHAMBER



SINGLE COOLING SYSTEM



ADDITIONAL SIDE STORAGE



EMBEDDED ARM RESTS

3D STEREOSCOPIC VISION SYSTEM



An add-on that provides a **stereoscopic 3D view** of the welding area, **reducing eye fatigue** on the user while **improving posture** while operating the laser welder.

Available for **all Elettrolaser welders**.


STANDARD FEATURES

NEW FEATURE!



SPACIOUS WELDING CHAMBER WITH ADDITIONAL SIDE STORAGE


The improved welding chamber makes it easy to maneuver the users hands and large pieces, now with integrated cushioned arm rests and storage trays!



LARGE VIEWING WINDOW

The large viewing window makes it easy to position pieces under the stereo-microscope and to access the controls for welding.

LZ-6000-3



INTEGRATED PARAMETER MICROSCOPE

Allows the operator to digitally view the main and most important parameters such as: POWER, TIME, FREQUENCY, SHOT, and DIAMETER from within the microscope, saving precious time and productivity.

Available only on **ElettroLaser MEGA 5.0**.



10X LEICA STEREO-MICROSCOPE


Powerful 10X stereo-microscope by Leica allows for precision and accuracy in welds, as well as reducing eye strain and fatigue.



7" TOUCH SCREEN DISPLAY

7" touch screen display allows you to easily change the settings on the fly to your specific needs and requirements.

LZ-6000-1



0.1 MM LASER SPOT FOCUS

An upgrade from the standard 0.2 mm Laser Spot that facilitates extremely fine detail work.

Available only on **ElettroLaser MEGA 6.0**.

OPTIONAL ACCESSORIES



3D STEREOSCOPIC VISION SYSTEM

Allows for a stereoscopic view of the welding zone. This reduces eye fatigue for the user, as well as improves posture while operating the laser welder.

Available for **all ElettroLaser welders**.

LZ-6000-AT
(MS 3.5 & MASTER 4.0)

LZ-6000-STD
MEGA 5.0 & MEGA 6.0



MOTORIZED WELDER STAND

This adjustable motorized stand can be adjusted to comfort height for each operator. It easily plugs into the back of your laser and is operated using the machine's internal controls or the external LCD touch screen.

Models are available for **all ElettroLaser welders**.

SPECIFICATIONS	MS 3.5	MEGA 4.0	MEGA 5.0	MASTER 6.0	MEGA 300
SKU	LZ-1035	LZ-10130	LZ-6000	LZ-6015	LZ-9500
MAX ENERGY	80J	165J	230J	245J	0.1 to 300J
IMPULSE TIME	0.1 TO 12 MS	0.1 TO 25 MS			0.1 TO 20 MS
SPOT DIAMETER		.2 TO 2.0 MM		0.1 to 2.0 mm	.2 TO 2.0 MM
COOLING SYSTEM	SINGLE		DOUBLE		
LASER SOURCE & WAVE LENGTH	1064 nm				
AVERAGE POWER	80 W	100 W		150 W	
PEAK POWER	3 KW	6.5 KW	9 KW	10 KW	15 kw